



Department of Statistics  
M A L A Y S I A

# OPEN VIRTUAL MEETING OF THE IAEG-SDGS VOLUNTARY NATIONAL REVIEW (VNR) 2021 MALAYSIA

## Data selection

23<sup>rd</sup> June 2021

**NAZARIA BAHARUDIN**  
**DEPUTY CHIEF STATISTICIAN**  
**(TECHNICAL DEVELOPMENT AND SOCIAL PROGRAMME)**  
**DEPARTMENT OF STATISTICS, MALAYSIA**



MYSTATS  
DAY

20 OCT



2016 - 2030



@StatsMalaysia  
@MyCensus2020



[www.dosm.gov.my](http://www.dosm.gov.my)



[www.mycensus.gov.my](http://www.mycensus.gov.my)

01

IMPLEMENTATION OF SDG IN MALAYSIA

02

DATA AVAILABILITY FOR VNR 2021

03

CONCLUSION

# IMPLEMENTATION OF THE SDG IN MALAYSIA



POPULATION & HOUSING  
**CENSUS 2020**  
MALAYSIA  
YOUR DATA IS OUR FUTURE  
7 JULY 2020



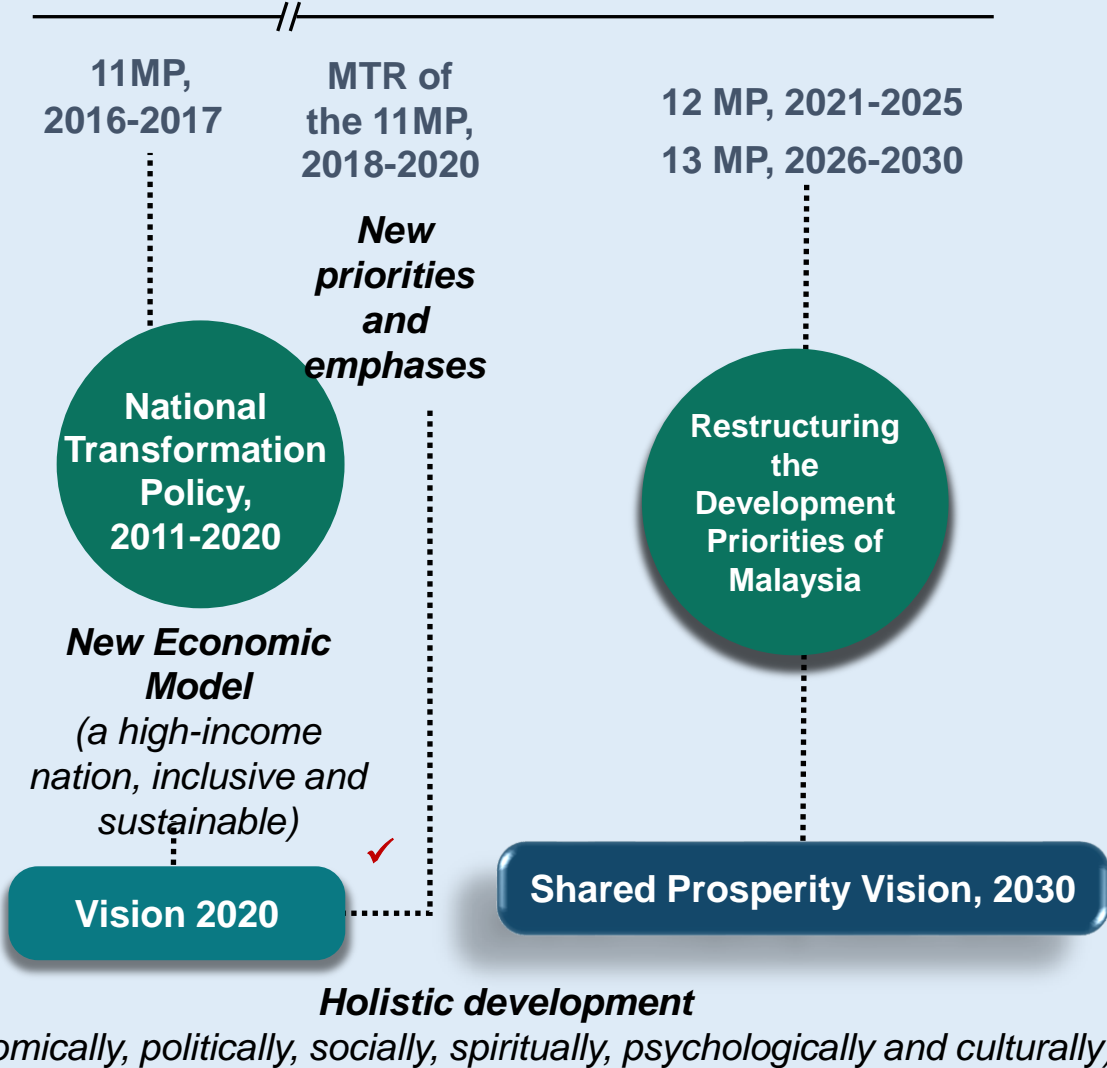
[www.dosm.gov.my](http://www.dosm.gov.my)



[www.mycensus.gov.my](http://www.mycensus.gov.my)



## Malaysia Plan (MP)



**PHASE 1 (2016-2020)**

Prioritising SDG according to 11MP

**PHASE 2 (2021-2025)**

Focus on post 2020 goals and targets

**PHASE 3 (2026-2030)**

Remaining goals and targets in line with Malaysia's capacity and global role

## National SDG Roadmap

## NATIONAL STEERING COMMITTEE

### Secretariat

Economic Planning Unit, Prime Minister's Department  
Department of Statistics, Malaysia

### Member

Ministries, Departments, Government Agencies and relevant NGOs as well as the UN agencies


## TECHNICAL WORKING COMMITTEE

### Secretariat

Economic Planning Unit, Prime Minister's Department  
Department of Statistics, Malaysia

### Member

Ministries, Departments and Government Agencies, as well as the Private Sectors, UN Agencies and relevant NGOs



Source of data:  
SDG Indicators, Malaysia, 2019

VNR	2017	2021
<b>Theme</b>	Eradicating Poverty and Promoting Prosperity in a Changing World	Sustainable and Resilient Recovery from the COVID-19 Pandemic
<b>Focus Goal</b>	1,2,3,5,9,14,15 & 17	1,2,3,8,10,12,13,16 & 17
<b>Highlight</b>	Poverty	Progress of Sustainable Development Post COVID-19 Pandemic
<b>Reporting</b>	Government-driven initiatives	Whole-of-nation approach <ul style="list-style-type: none"> <li>Public-Private reporting/implementation</li> <li>SDG initiatives supported by NGOs, CSOs and private entities</li> </ul>

# DATA AVAILABILITY FOR THE VNR 2021



POPULATION & HOUSING  
**CENSUS 2020**  
MALAYSIA  
YOUR DATA IS OUR FUTURE  
7 JULY 2020



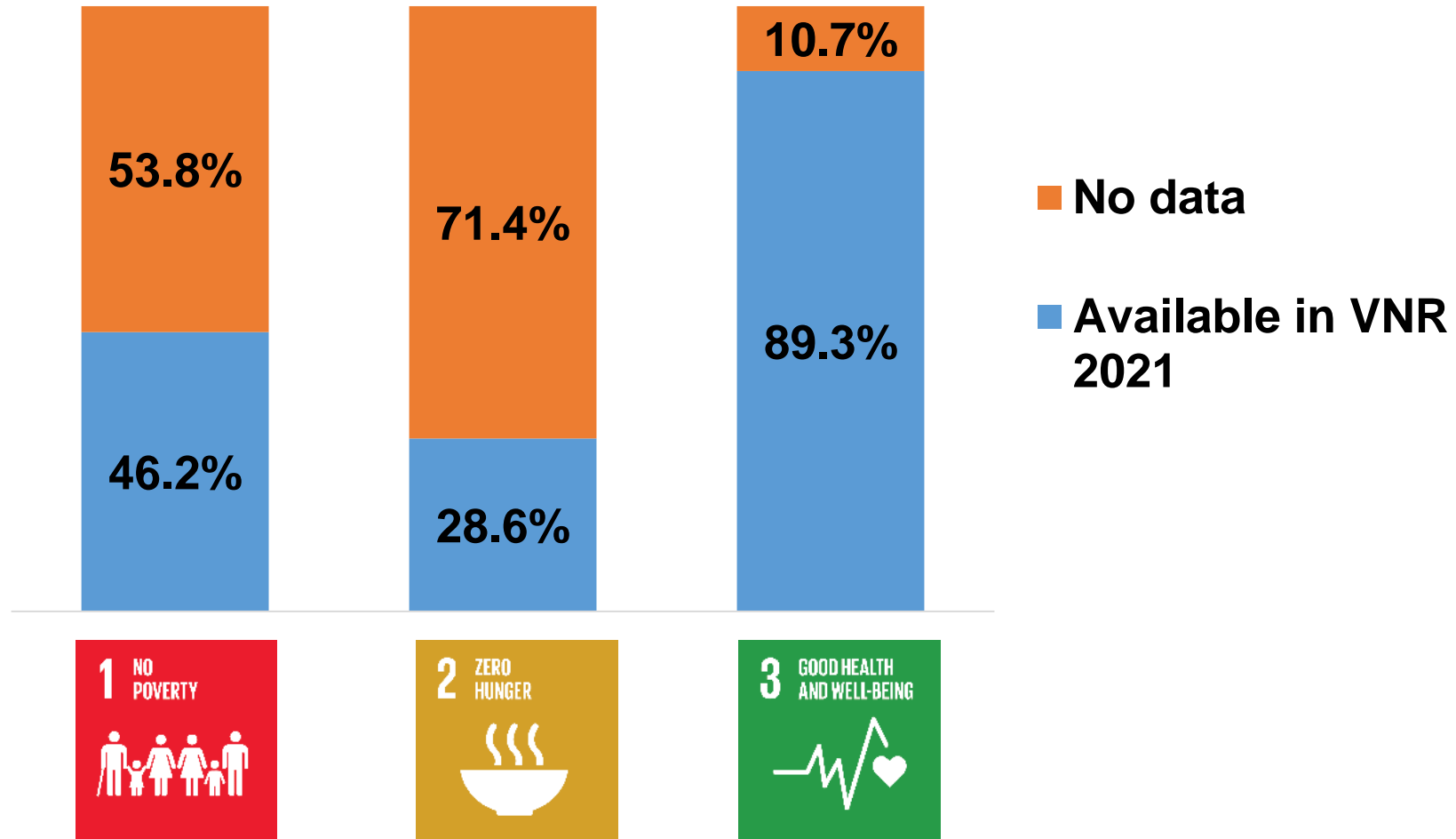
[www.dosm.gov.my](http://www.dosm.gov.my)

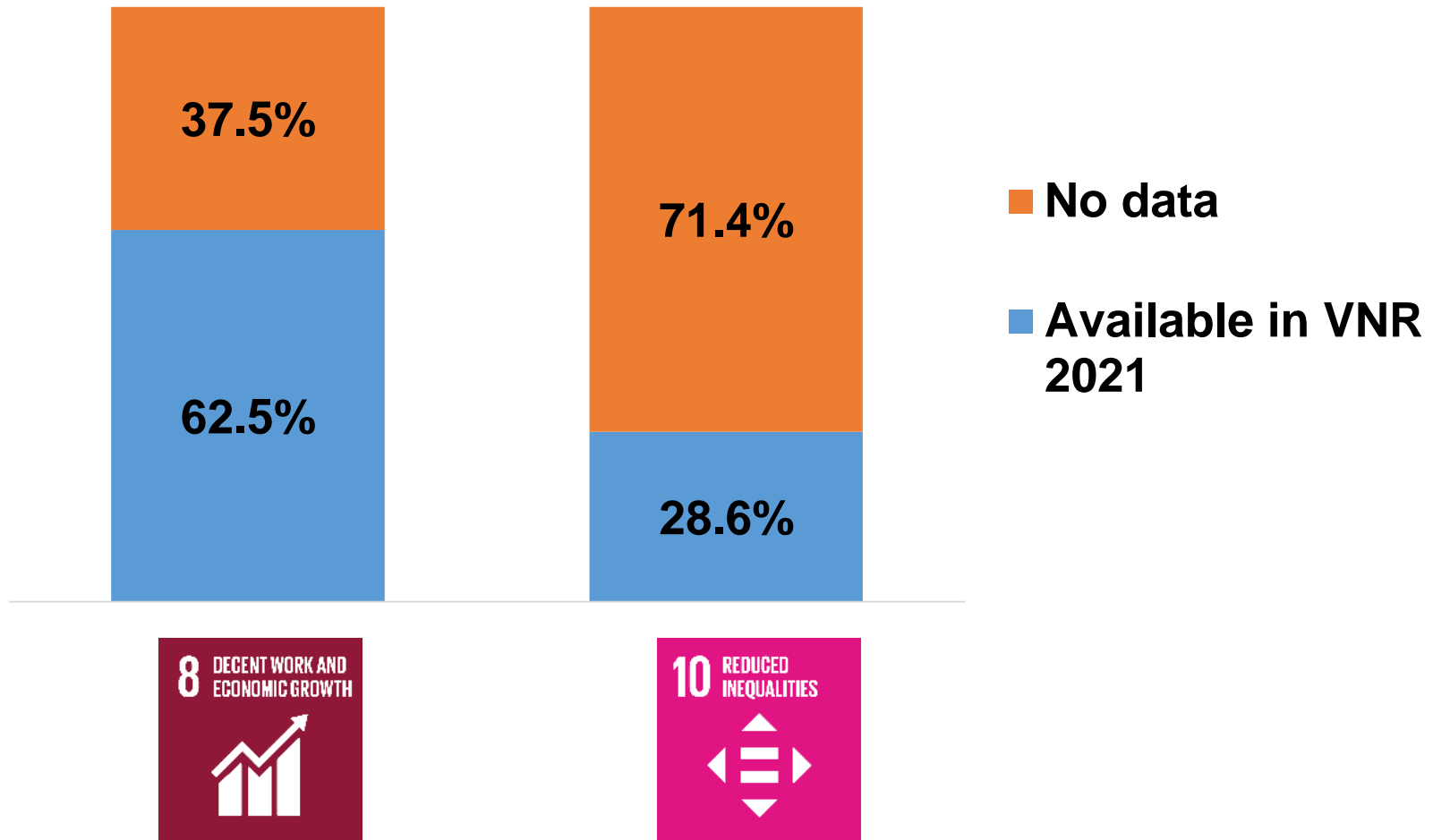


[www.mycensus.gov.my](http://www.mycensus.gov.my)



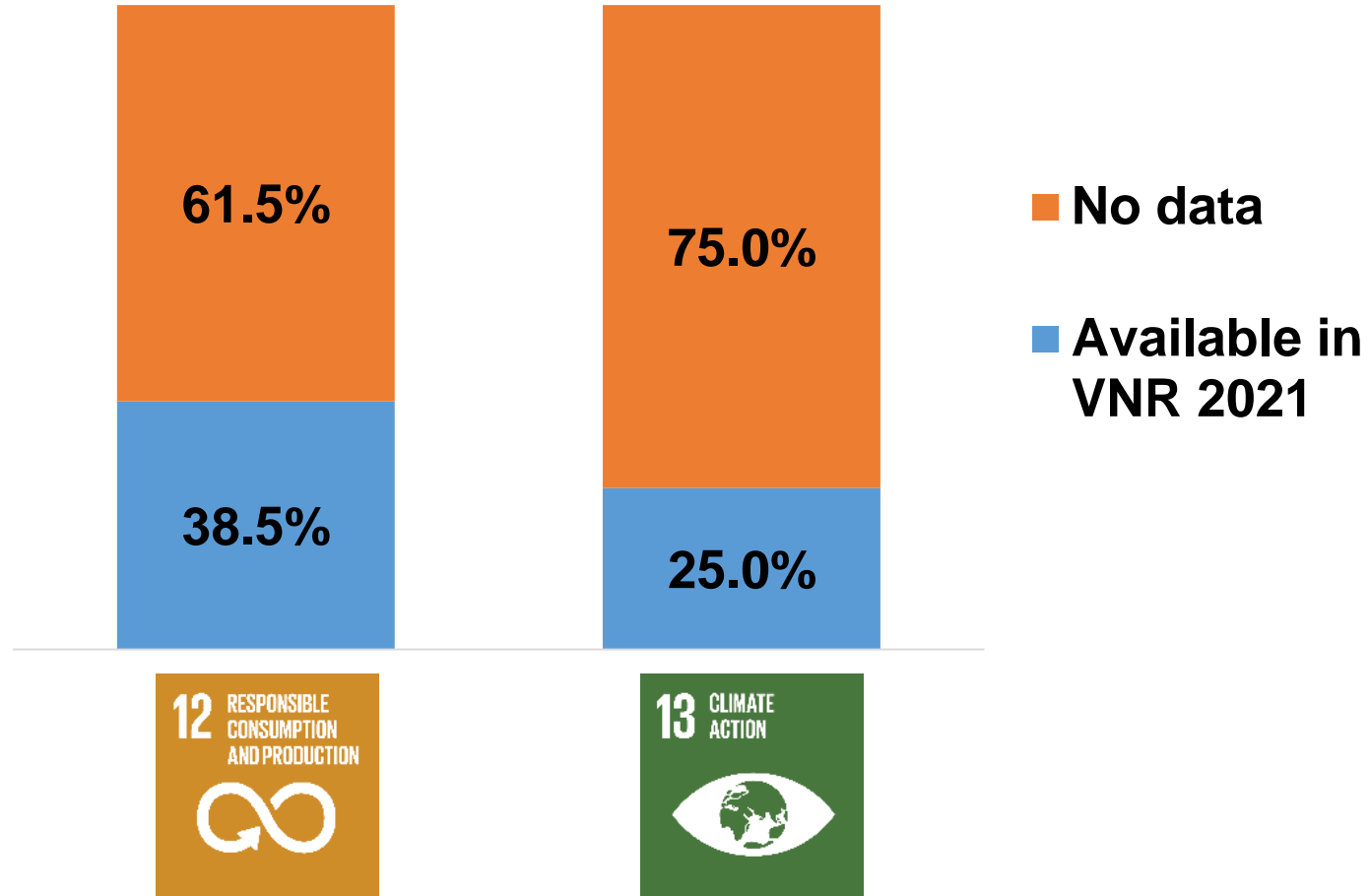
P  
E  
O  
P  
L  
E



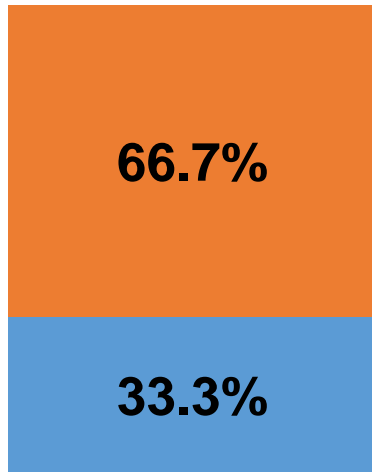




P  
L  
A  
N  
E  
T

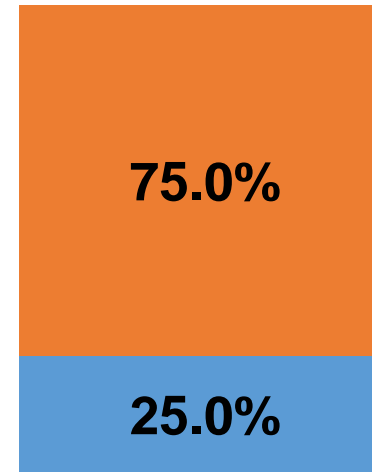


P  
E  
A  
C  
E



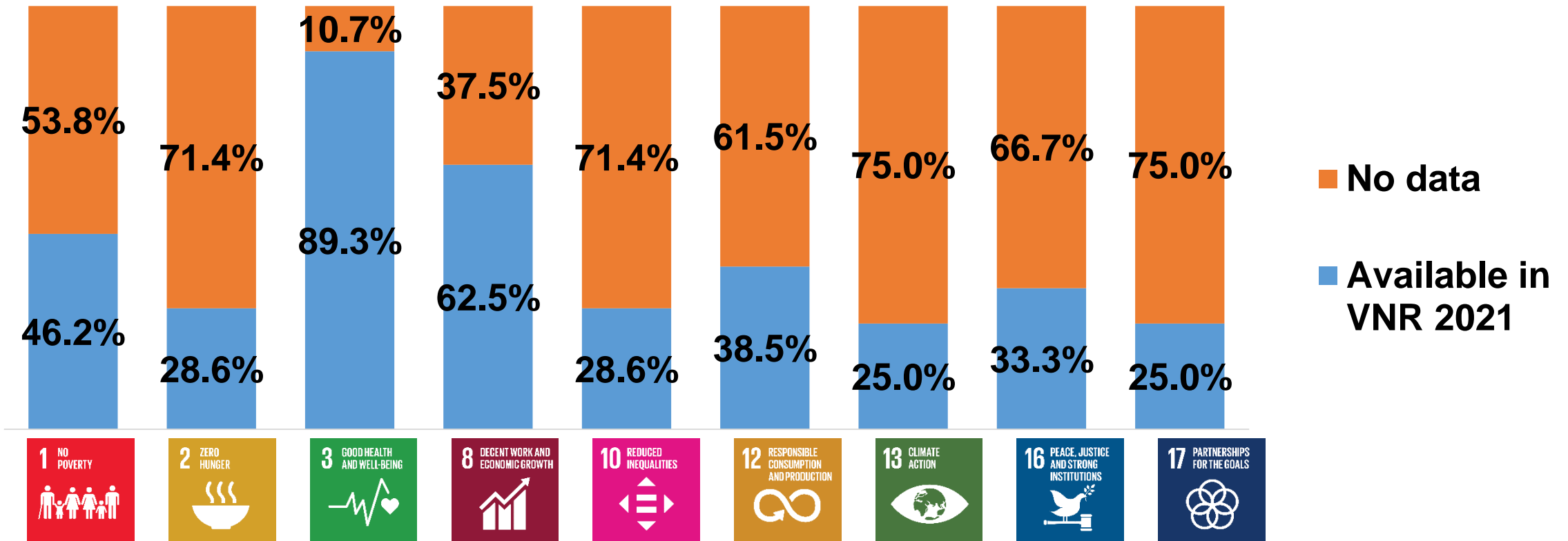
■ No data  
■ Available in VNR 2021

P  
A  
R  
T  
N  
E  
R  
S  
H  
I  
P



■ No data  
■ Available in VNR 2021

## Data availability by Goal



# CONCLUSION



POPULATION & HOUSING  
**CENSUS 2020**  
MALAYSIA  
YOUR DATA IS OUR FUTURE  
7 JULY 2020



[www.dosm.gov.my](http://www.dosm.gov.my)



[www.mycensus.gov.my](http://www.mycensus.gov.my)



Data reported	Progress	Area of concerns	Moving Forward																																				
<p><b>45.5% (70) indicators reported out of 154 indicators (9 Goals)</b></p>	<table border="1"> <thead> <tr> <th>Goal</th> <th>% Available</th> </tr> </thead> <tbody> <tr><td>1</td><td>46.2%</td></tr> <tr><td>2</td><td>28.6%</td></tr> <tr><td>3</td><td>89.3%</td></tr> <tr><td>8</td><td>62.5%</td></tr> <tr><td>10</td><td>28.6%</td></tr> <tr><td>12</td><td>38.5%</td></tr> <tr><td>13</td><td>25.0%</td></tr> <tr><td>16</td><td>33.3%</td></tr> <tr><td>17</td><td>25.0%</td></tr> </tbody> </table>	Goal	% Available	1	46.2%	2	28.6%	3	89.3%	8	62.5%	10	28.6%	12	38.5%	13	25.0%	16	33.3%	17	25.0%	<ul style="list-style-type: none"> <li>• Environment</li> <li>• Waste</li> <li>• Safety</li> <li>• Agriculture</li> </ul> <table border="1"> <thead> <tr> <th>Goal</th> <th>% Available</th> </tr> </thead> <tbody> <tr><td>1</td><td>46.2%</td></tr> <tr><td>2</td><td>28.6%</td></tr> <tr><td>10</td><td>28.6%</td></tr> <tr><td>12</td><td>38.5%</td></tr> <tr><td>13</td><td>25.0%</td></tr> <tr><td>16</td><td>33.3%</td></tr> <tr><td>17</td><td>25.0%</td></tr> </tbody> </table>	Goal	% Available	1	46.2%	2	28.6%	10	28.6%	12	38.5%	13	25.0%	16	33.3%	17	25.0%	<ul style="list-style-type: none"> <li>i. Multiple Indicator Cluster Survey (MICS)</li> <li>ii. Strengthen the use of GIS and engagement with local authorities to improve data disaggregation and data availability at the smallest area.</li> </ul>
Goal	% Available																																						
1	46.2%																																						
2	28.6%																																						
3	89.3%																																						
8	62.5%																																						
10	28.6%																																						
12	38.5%																																						
13	25.0%																																						
16	33.3%																																						
17	25.0%																																						
Goal	% Available																																						
1	46.2%																																						
2	28.6%																																						
10	28.6%																																						
12	38.5%																																						
13	25.0%																																						
16	33.3%																																						
17	25.0%																																						



Department of Statistics  
M A L A Y S I A

# THANK YOU

## *BANCI MALAYSIA*

POPULATION & HOUSING  
**CENSUS 2020**  
**MALAYSIA 2020**

**YOUR DATA IS OUR FUTURE**



Make Sure You're  
**COUNTED**

For More Info : [www.dosm.gov.my](http://www.dosm.gov.my)  
[www.mycensus.gov.my](http://www.mycensus.gov.my)



@StatsMalaysia

@MyCensus2020



20 OCT



2016-2030

